



## How to Stay Safe On Instagram



The first thing you should know about Instagram, is how to keep your account secure. Here are some tips taken from Instagram:

1. Pick a strong password with a combination of letters, numbers and punctuation marks.
2. Change your password regularly.
3. Never share your password with someone you don't know or trust.
4. Make sure your email account is also secure – if someone can read your email they may be able to access your Instagram.
5. Log out of Instagram when you have finished using it.
6. Think before you authorise any third-party app on your device.





You can also choose to make your account private, which means only people you have allowed to follow you, will be able to see your profile and photos.

### *iPhone or Windows Phone*

1. Go to your profile 
2. Tap on the settings icon 
3. Turn on the **Private Account** setting

### *Android*

1. Go to your profile 
2. Tap on the settings icon 
3. Turn on the **Private Account** setting